


What makes the world's best material handling technology?

EasyFeeder™



EasyFeeder™
Tension Free Roll Feeding

 **Pathfinder**
Cutting Technology

EasyFeeder™

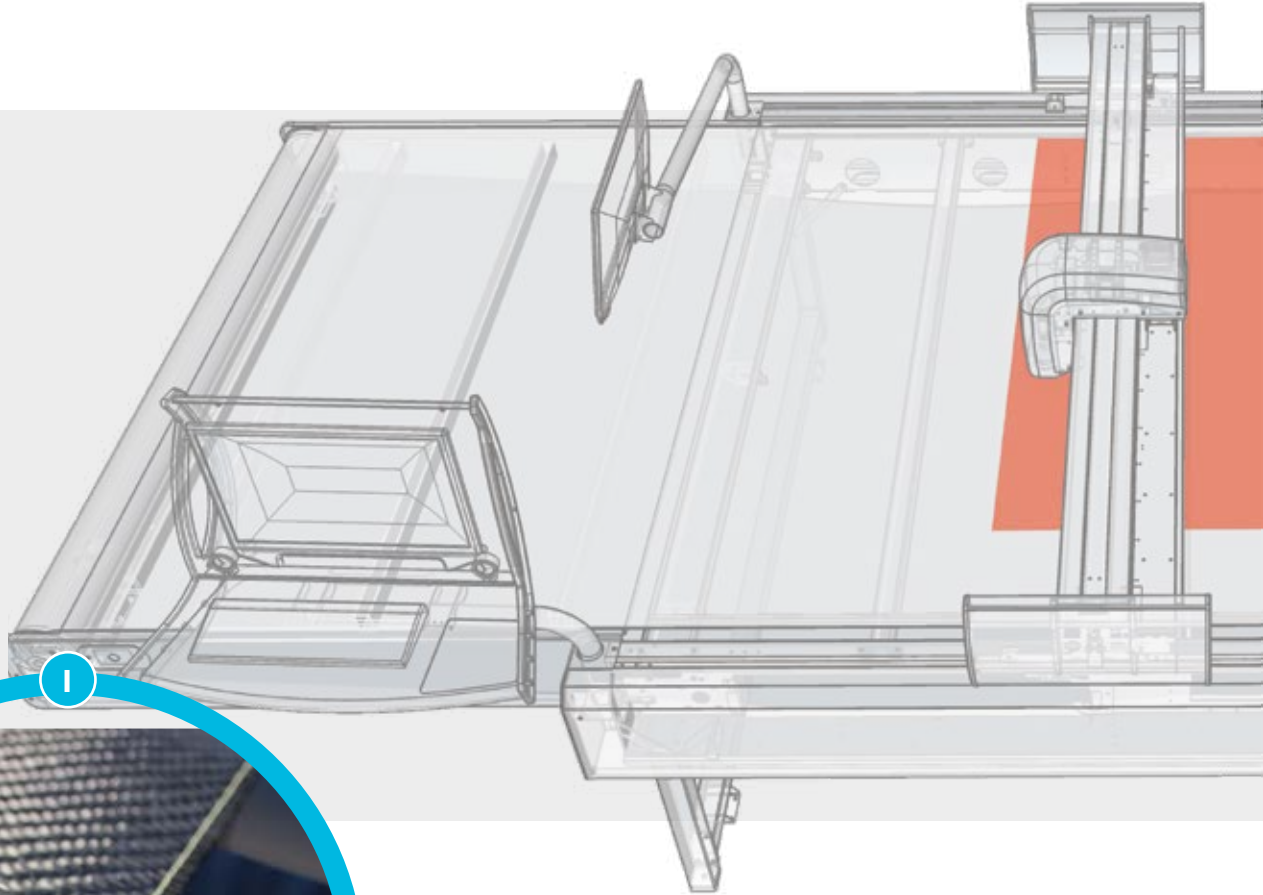
CONVEYORIZED MATERIAL HANDLING TABLES

Tension Free Roll Feeding

The Pathfinder EasyFeeder is a roll feeding device synchronised with the Pathfinder cutter, designed to increase productivity and profitability.

Full synchronization

The EasyFeeder delivers material synchronised with the Pathfinder cutting system. This eliminates material distortion often a result of "stretching" when pulling from a roll.



Electronic Fabric Edge Alignment

When cutting directly from a roll using an automatic knife cutting machine, it is important that the fabric edge is straight. This ensures all pieces are cut within the material width and eliminates the need for realignments.

The EasyFeeder is fitted with sensors that detect the fabric edge and automatically makes lateral adjustments to ensure the fabric edge is delivered correctly into the cutting area.

Flexibility

Roll feeding methods fall into two categories and are typically 'Bar-less' (cradle) or 'Bar Fed'.

There are limitations in roll feeding as some materials are particularly suited to one method only.

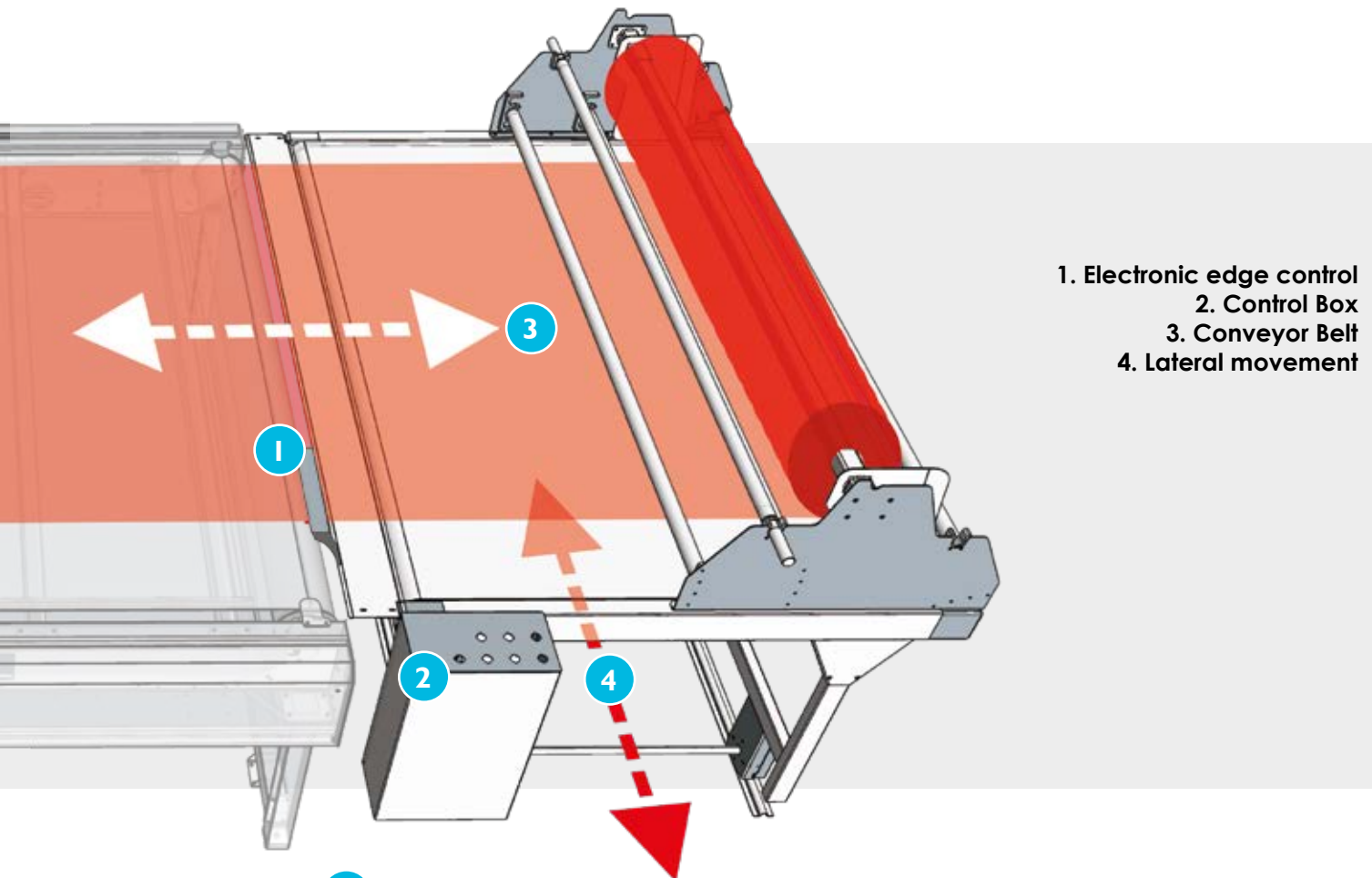
The Pathfinder EasyFeeder is flexible by design enabling both methods.

- Increased cut part quality by eliminating material distortion
- Increased productivity
- Eliminate manual labor required
- Selvage alignment into the cutting machine
- Manual/Automatic mode selection
- Manual/Automatic edge control
- Forward/Reverse
- Modular construction

Material Handling solutions that work.

'Bar-less' Roll feeding devices are commonly designed with a 'cradle'. Although effective, these systems often sit at floor level or on a table. This adds a certain degree of difficulty when loading and threading material, and may increase the risk of personal injury.


The Pathfinder EasyFeeder is designed at normal table height. This enables material rolls to be easily loaded without requiring an operator to bend down or lift rolls above a cradle. Heavier rolls can simply be rolled into the EasyFeeder from an adjacent table or trolley.



- 1. Electronic edge control
- 2. Control Box
- 3. Conveyor Belt
- 4. Lateral movement

Bar Feed

An additional bar feed location is available for next job preparation or for delivering vacuum overlay plastic.



Material Rewind

When a roll is no longer needed, it can be easily re-wound at a press of a button and removed, ready for the next job.

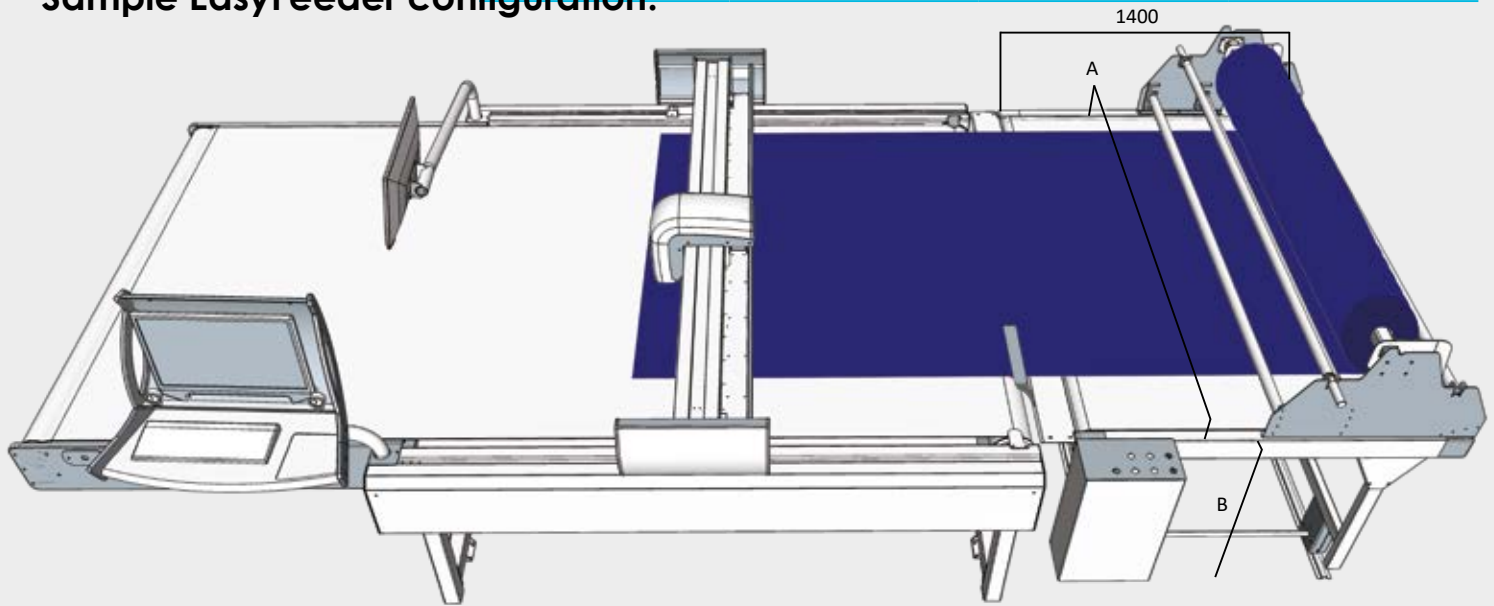
EasyFeeder™

Technical Specifications*

		Standard EasyFeeder Range*			
Characteristics		EF-2020	EF-2420	EF-3220	EF-4120
Width 'A'	(mm/in)	2020/79.5	2420/95.3	3220/126.8	4120/162.2
Height 'B' (Adjustable)	(mm/in)	845-905 / 33-35	845-905 / 33-35	845-905 / 33-35	845-905 / 33-35
Max. Drive Load per drive unit	(Kg/Lb)	350/770	350/770	350/770	350/770
Weight	(Kg/Lb)	113/249	125/275	161/355	181/399
Matching Cutter	Model	L180/Mx180	L220/Mx220	Mx300	Mx390
Supply					
Electrical Supply (1PH, 50/60Hz, 220V-240V)	(KW/Hp)	3/4	3/4	3/4	3/4

*Specifications are subject to change

Sample EasyFeeder configuration:



Features
ON/OFF Switch
Safety Stop Switch
Automatic & Manual convey Modes
Forward & Reverse conveyor movement
Automatic / Manual Edge control

Note: 500mm Max Roll Dia.

EasyFeeders are exclusively available with Pathfinder cutting systems. Illustration above shows Pathfinder L-Series cutter.

Manufactured by

Pathfinder Australia Pty Ltd
 12 Dib Court
 Tullamarine, VIC 3043, Australia
 Ph: +61 3 9338 3471
 Email: sales@pathfindercut.com
 Web: www.pathfindercut.com

Pathfinder Cutting Technology LLC
 1901 N Gaffey Street, Unit G
 San Pedro, CA, 90731, USA
 Tel: +1 (424) 342 9723
 Email: salesusa@pathfindercut.com
 Web: www.pathfindercut.com

Pathfinder Cutting Technology LLC
 5623 – 5625 W74th Street
 Indianapolis, IN, 46278, USA
 Tel: +1 (317) 349 0002
 Email: salesusa@pathfindercut.com
 Web: www.pathfindercut.com

Sept 2019